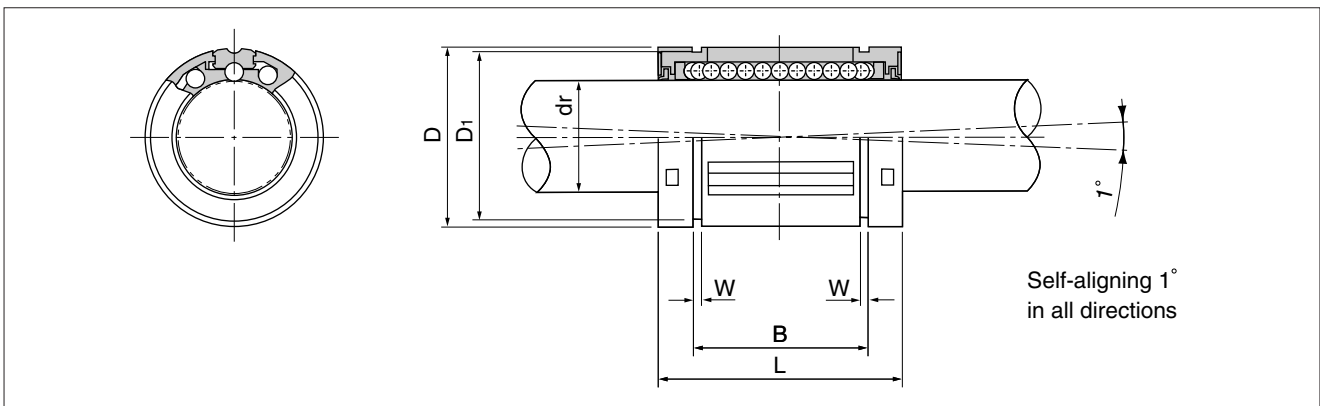
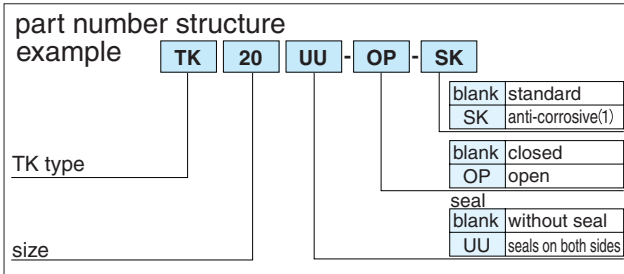


TK TYPE

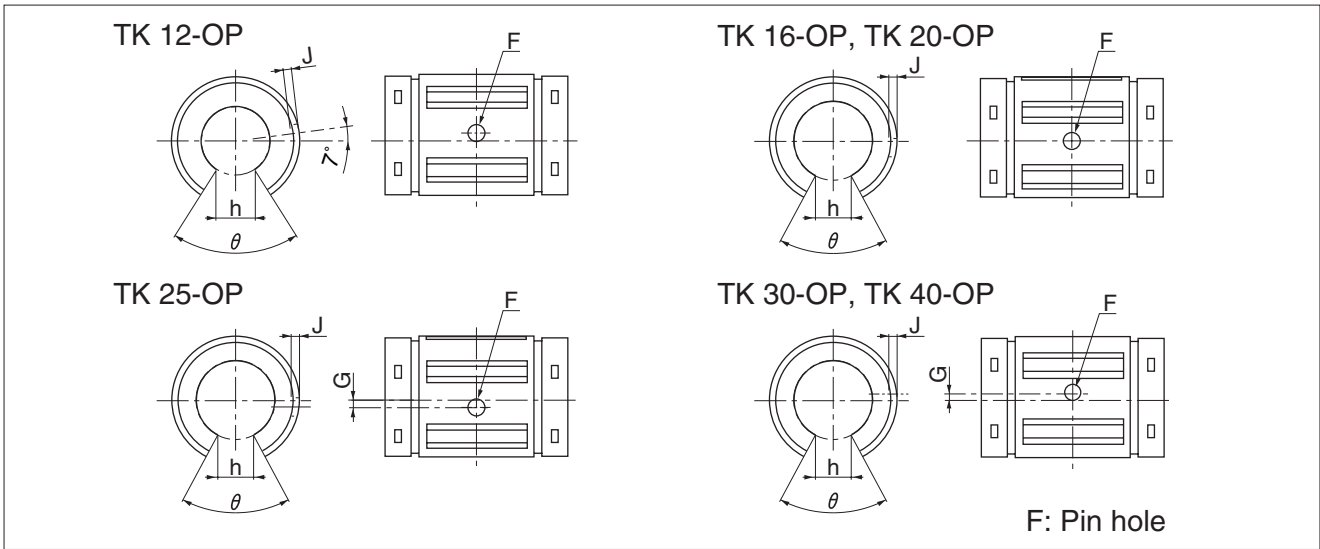
– TOPBALL Metric Type –



part number										
closed type			open type			dr		D	L	
	no. of ball circuits	mass g		no. of ball circuits	mass g	mm	tolerance* μm		mm	tolerance mm
TK10	5	14	—	—	—	10	+ 8	19	29	±0.2
TK12	5	21	TK12-OP	4	17	12	0	22	32	
TK16	5	43	TK16-OP	4	35	16	+ 9	26	36	
TK20	6	58	TK20-OP	5	48	20	- 1	32	45	
TK25	6	123	TK25-OP	5	103	25	+11	40	58	
TK30	6	216	TK30-OP	5	177	30	- 1	47	68	
TK40	6	333	TK40-OP	5	275	40	+13/-2	62	80	

* Based on nominal housing bore

(1) For anti-corrosion the load plates are electroless nickel plated with Stainless Steel ball elements.



major dimensions									basic load rating		nominal shaft diameter mm
mm	B tolerance mm	W mm	D ₁ mm	open type					dynamic C N	static C ₀ N	
	h mm			θ	F ^{H11} mm	G mm	J mm				
22.0	0 -0.2	1.3	18	—	—	3	—	—	750	935	10
22.9		1.3	21	6.5	66°		—	0.7	1020	1290	12
24.9		1.3	24.9	9	68°		—	1.0	1250	1550	16
31.5		1.6	30.3	9	55°		—	1.0	2090	2630	20
44.1	0 -0.3	1.85	37.5	11.5	57°		1.5	1.5	3780	4720	25
52.1		1.85	44.5	14	57°		2	2.2	5470	6810	30
60.6		2.15	59	19.5	56°		1.5	2.7	6590	8230	40

1N ≙ 0.102kgf